

Scaled data based on original data using
LM-79-08 Approved Method: Electrical and Photometric Measurements of Solid-
State Lighting Products

Test Report Prepared for
Cooper Lighting Solutions
(formerly Eaton)

Brand: STREETWORKS

Report Number: P653692

Luminaire Tested: **GLAN-SA2A-840-U-5NQ-GRSWH**

Issue Date: 5/27/2021

Test Information

Test Method: LM-79-08
Report Number: P653692
TEST IS SCALED FROM IESNA LM-79-08 TEST DATA (G3-2011-057-6)
Test Lab: INNOVATION CENTER
Issue Date: 5/27/2021
Manufacturer: COOPER LIGHTING SOLUTIONS (FORMERLY EATON)
Product Line: STREETWORKS
Catalog Number: GLAN-SA2A-840-U-5NQ-GRSWH
Description: GALLEON AREA AND ROADWAY LUMINAIRE
(2) 80 CRI, 4000K, 615mA LIGHTSQUARES WITH 16 LEDS EACH AND TYPE V NARROW OPTICS WITH WHITE GLARE REDUCTION SHIELD
Light Source: -
Ballast/Driver: ELECTRONIC DRIVER

Summary

Lumens per Lamp: N/A
Luminaire Lumens: 6960.1 lumens
Efficiency: N/A
Efficacy: 110.5 lumens/watt
Luminous Opening: Rectangular (W 0.5' x L: 1' x H: 0')
IES Classification: Type V - Short
BUG Rating: B3 - U0 - G1

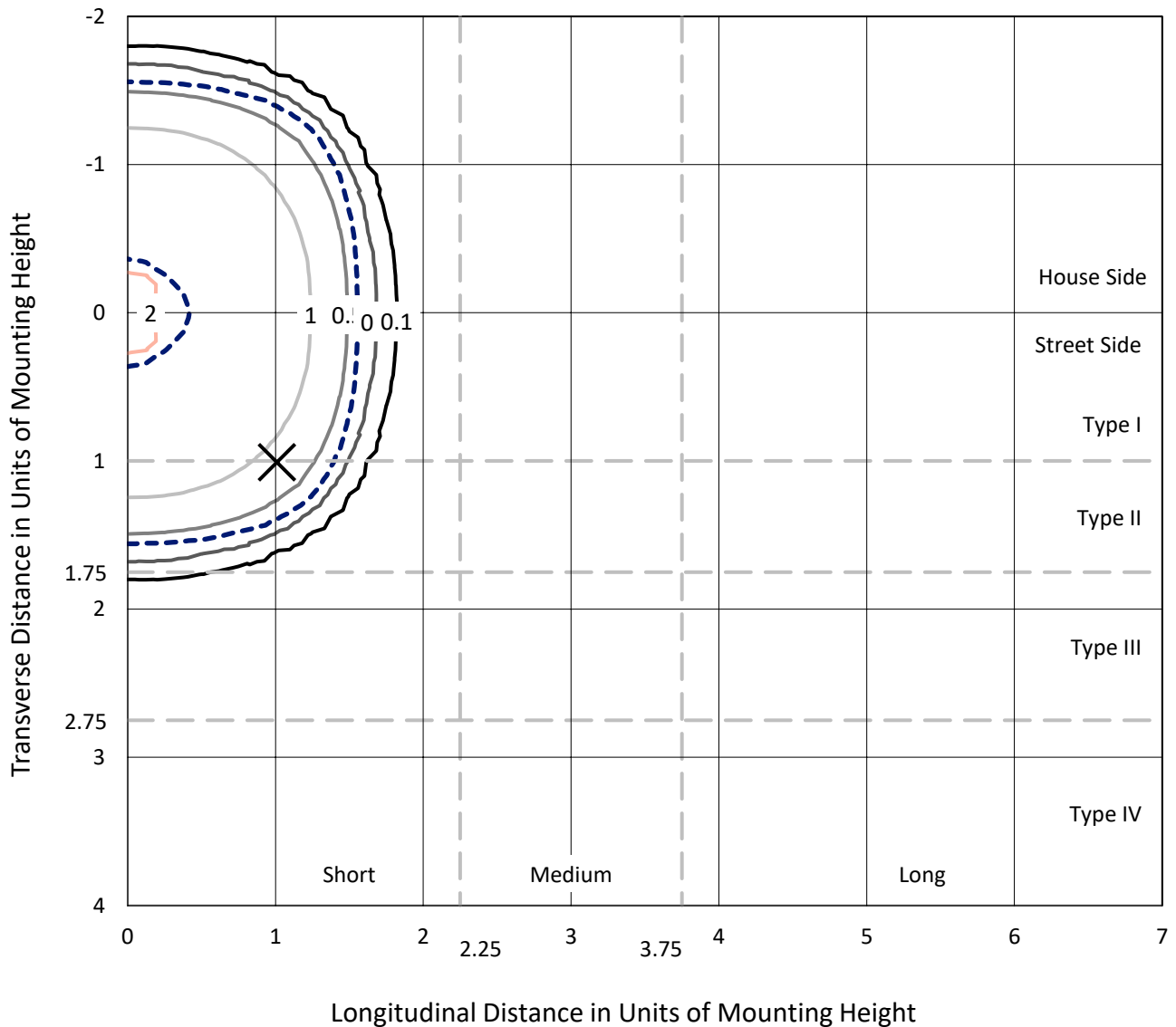
Input Watts (W): 63
Input Voltage (V): NR
Input Current (Ain): NR
Voltage Rise (V): NR
Power Factor: NR
Total Harmonic Distortion (THDi): NR
Frequency (hertz): 60
Stabilization Time: NR
Operation Time: NR
Ambient Temperature (°C): NR
Test Distance: 24 FT



REPORT NUMBER: P653692
 CATALOG NUMBER: GLAN-SA2A-840-U-5NQ-GRSWH

Iso-Footcandle Lines of Horizontal Illumination

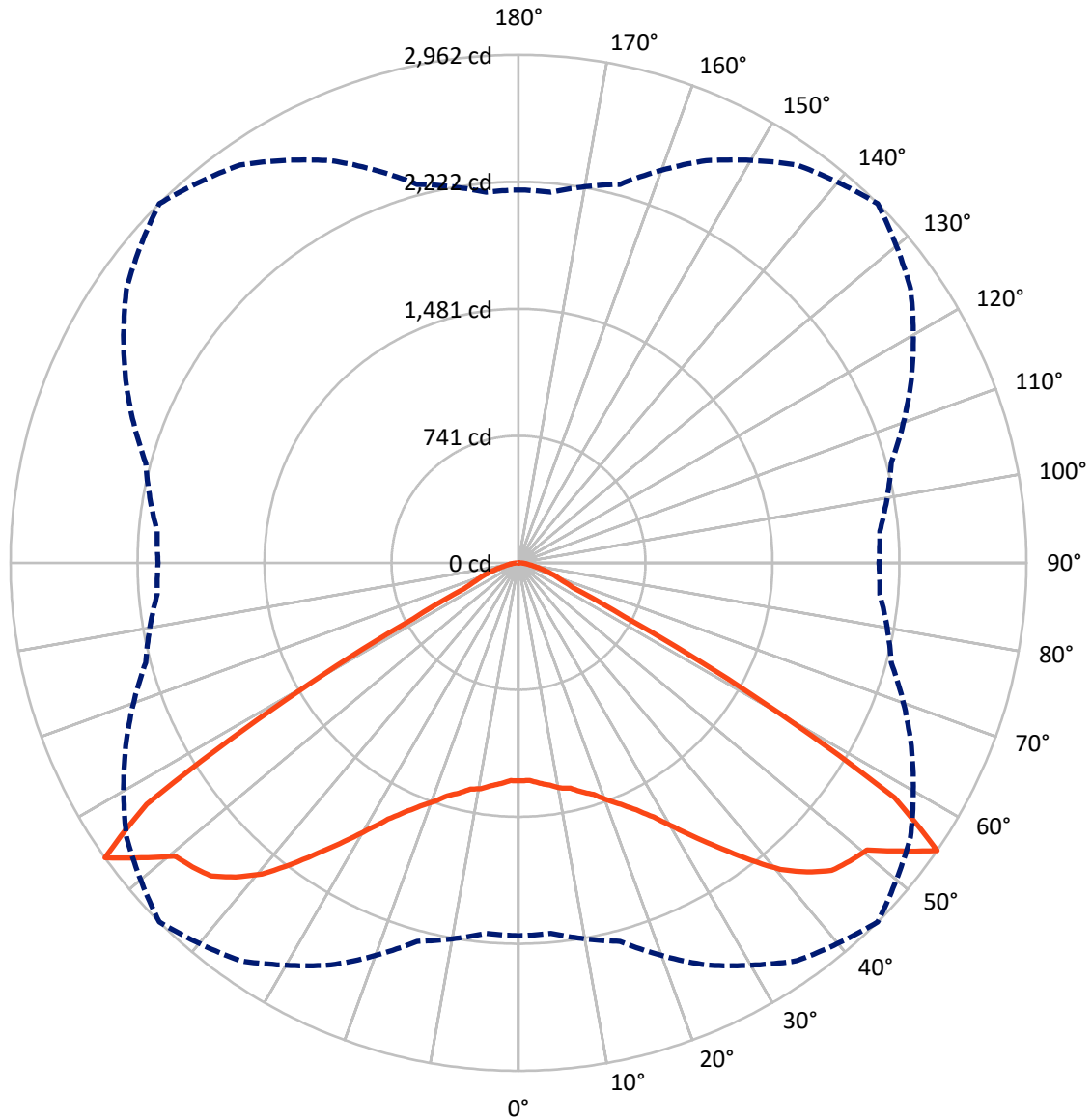
✕ Max cd
 - - - 1/2 Max cd



Based on 25 foot mounting height. Maximum calculated value = 2 fc
 Type V - Short - N/A

REPORT NUMBER: P653692
CATALOG NUMBER: GLAN-SA2A-840-U-5NQ-GRSWH

Luminous Intensity Polar Plot



— Vertical Plane Through 45-Deg Lateral - - - Horizontal Cone Through 55-Deg Vertical

REPORT NUMBER: P653692
 CATALOG NUMBER: GLAN-SA2A-840-U-5NQ-GRSWH

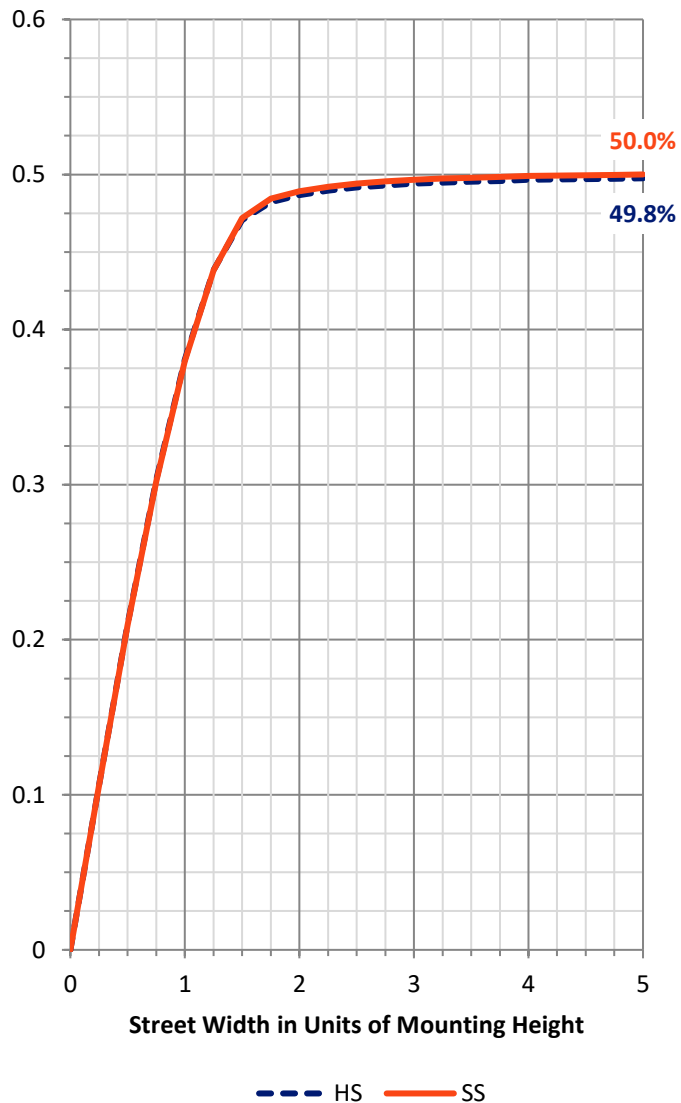
FLUX DISTRIBUTION:

		Downward	Upward	Total
House Side	Lumens	3480.0	0.0	3480.0
	% Fixture	50.0	0.0	50.0
Street Side	Lumens	3480.0	0.0	3480.0
	% Fixture	50.0	0.0	50.0
Total	Lumens	6960.1	0.0	6960.1
	% Fixture	100.0	0.0	100.0

ZONAL LUMENS:

Zone	Lumens	% Fixture
0°-10°	124.1	1.8
10°-20°	393.4	5.7
20°-30°	733.5	10.5
30°-40°	1228.1	17.6
40°-50°	1911.0	27.5
50°-60°	1984.2	28.5
60°-70°	420.8	6.0
70°-80°	138.6	2.0
80°-90°	26.4	0.4
90°-100°	0.0	0.0
100°-110°	0.0	0.0
110°-120°	0.0	0.0
120°-130°	0.0	0.0
130°-140°	0.0	0.0
140°-150°	0.0	0.0
150°-160°	0.0	0.0
160°-170°	0.0	0.0
170°-180°	0.0	0.0
0°-90°	6960.1	100.0
0°-180°	6960.1	100.0

Coefficient of Utilization



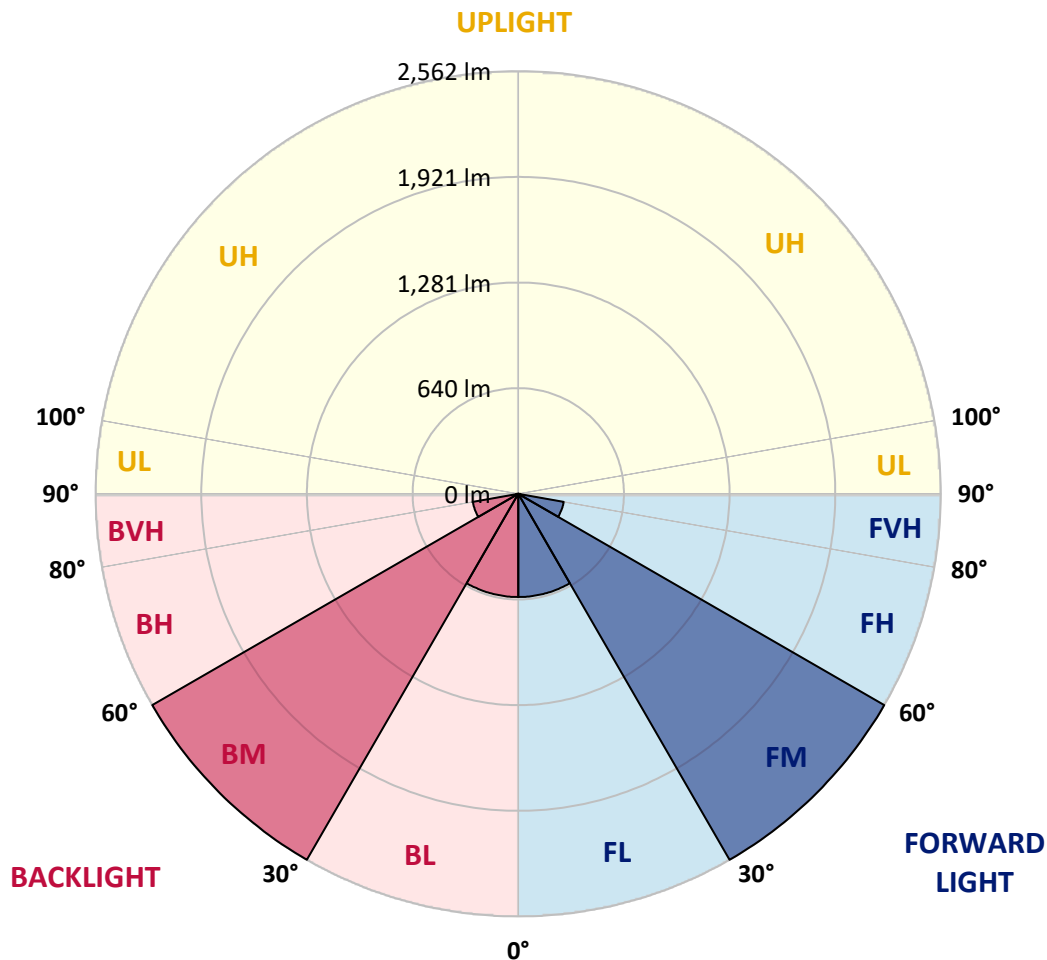
REPORT NUMBER: P653692
 CATALOG NUMBER: GLAN-SA2A-840-U-5NQ-GRSWH

LUMINAIRE CLASSIFICATION SYSTEM LUMEN TABLE AND BUG RATING:

Zone	Lumens	% Fixture	Zone Rating/Lumen Limit		
			B	U	G
FL (0°-30°)	625.5	9.0			
FM (30°-60°)	2561.7	36.8			
FH (60°-80°)	279.7	4.0			G0/660
FVH (80°-90°)	13.2	0.2			G1/100
BL (0°-30°)	625.5	9.0	B2/1000		
BM (30°-60°)	2561.7	36.8	B3/5000		
BH (60°-80°)	279.7	4.0	B1/500		G0/660
BVH (80°-90°)	13.2	0.2			G1/100
UL (90°-100°)	0.0	0.0		U0/0	
UH (100°-180°)	0.0	0.0		U0/0	

BUG Rating: B3-U0-G1

Type V Short





REPORT NUMBER: P653692

CATALOG NUMBER: GLAN-SA2A-840-U-5NQ-GRSWH

CANDELA DISTRIBUTION (FULL):

	0°	5°	15°	25°	35°	45°	55°	65°	75°	85°	90°
0°	1270.8	1270.8	1270.8	1270.8	1270.8	1270.8	1270.8	1270.8	1270.8	1270.8	1270.8
2.5°	1286.0	1280.1	1270.0	1277.6	1283.5	1270.8	1275.9	1278.4	1276.7	1270.0	1272.5
5°	1304.5	1301.1	1292.7	1298.6	1291.0	1291.0	1286.0	1279.2	1289.3	1287.7	1291.9
7.5°	1304.5	1300.3	1317.1	1306.2	1309.5	1309.5	1301.1	1294.4	1299.4	1291.9	1287.7
10°	1330.5	1336.4	1328.9	1331.4	1329.7	1335.6	1323.0	1318.8	1314.6	1312.0	1307.0
12.5°	1361.7	1357.5	1360.0	1358.3	1364.2	1349.0	1341.5	1332.2	1339.8	1328.9	1336.4
15°	1386.9	1384.4	1386.9	1393.6	1387.7	1386.9	1373.4	1364.2	1352.4	1354.9	1343.2
17.5°	1421.4	1418.9	1419.7	1425.6	1424.7	1420.5	1410.4	1392.8	1388.6	1381.8	1374.3
20°	1472.7	1468.5	1466.8	1469.3	1473.5	1476.9	1456.7	1450.0	1435.7	1424.7	1412.1
22.5°	1516.4	1514.7	1521.5	1510.5	1519.8	1529.9	1510.5	1507.2	1471.8	1465.9	1452.5
25°	1577.0	1574.4	1570.2	1586.2	1597.1	1596.3	1577.8	1559.3	1532.4	1525.7	1525.7
27.5°	1640.9	1626.6	1648.4	1652.6	1672.0	1677.9	1661.9	1635.0	1609.8	1595.5	1598.8
30°	1720.8	1707.3	1712.4	1742.6	1767.9	1789.7	1749.4	1709.8	1674.5	1649.3	1645.1
32.5°	1800.7	1787.2	1802.3	1831.8	1882.2	1915.0	1875.5	1806.6	1765.3	1728.3	1735.9
35°	1865.4	1875.5	1899.9	1944.5	1996.6	2049.6	1986.5	1933.5	1874.7	1833.5	1839.4
37.5°	1969.7	2000.8	2020.2	2071.5	2145.5	2200.1	2134.5	2065.6	2002.5	1948.7	1930.2
40°	2105.9	2127.0	2148.8	2209.4	2296.9	2351.5	2289.3	2199.3	2137.1	2081.6	2079.0
42.5°	2255.6	2275.8	2298.5	2372.5	2424.7	2465.9	2408.7	2360.8	2291.8	2248.1	2245.6
45°	2429.7	2415.4	2440.7	2489.4	2533.2	2560.1	2523.1	2499.5	2449.9	2409.5	2405.3
47.5°	2545.8	2533.2	2578.7	2622.4	2629.1	2599.7	2607.3	2629.1	2577.0	2510.5	2531.5
50°	2613.2	2613.2	2643.4	2683.8	2671.2	2633.3	2693.1	2694.7	2642.6	2583.7	2583.7
52.5°	2496.2	2522.2	2608.1	2740.1	2782.2	2793.1	2779.7	2722.5	2586.2	2465.9	2460.0
55°	2174.9	2169.0	2285.1	2587.9	2832.7	2962.2	2790.6	2527.3	2250.6	2115.2	2101.7
57.5°	1414.6	1421.4	1594.6	1903.3	2344.8	2586.2	2296.9	1926.8	1594.6	1407.9	1425.6
60°	636.6	659.3	764.5	995.0	1374.3	1571.1	1377.6	1045.4	802.3	696.3	705.6
62.5°	365.8	370.0	374.2	444.0	585.3	692.1	608.0	469.3	413.8	395.3	395.3
65°	308.6	306.1	307.0	312.9	328.0	349.9	340.6	328.0	329.7	328.0	325.5
67.5°	262.4	265.8	263.2	267.4	268.3	271.6	277.5	282.6	283.4	285.1	283.4
70°	215.3	216.1	217.8	221.2	222.0	224.5	233.0	237.2	239.7	239.7	243.0
72.5°	164.8	164.0	165.7	169.0	173.2	174.1	181.7	187.5	190.9	186.7	187.5
75°	108.5	109.3	111.9	114.4	120.3	126.2	128.7	134.6	135.4	137.1	132.9
77.5°	64.8	66.4	69.0	74.0	79.1	84.1	90.0	94.2	95.9	94.2	89.1
80°	42.0	42.0	45.4	49.6	55.5	59.7	63.1	66.4	69.0	66.4	64.8
82.5°	26.1	26.1	30.3	35.3	39.5	42.0	47.1	51.3	53.8	52.1	49.6
85°	13.5	14.3	17.7	21.9	25.2	26.9	26.1	23.5	21.0	20.2	18.5
87.5°	4.2	4.2	5.0	5.0	4.2	4.2	5.0	4.2	5.0	5.0	5.0
90°	0.0	0.0	0.0	0.0	0.0	0.0	0.0	0.0	0.0	0.0	0.0

(END OF REPORT)